

Risky Business User Manual

Quick Start: How to use the Risky Business Database

Please note: the interactive map and database work best on Google Chrome and MS Edge.

If things are unclear or if you have questions, please do not hesitate to contact us:

Sabine Go, sabine.go@vu.nl

Giovanni Ceccarelli, giovannimarcello.ceccarelli@unipr.it

Antonio Iodice, ai290@exeter.ac.uk

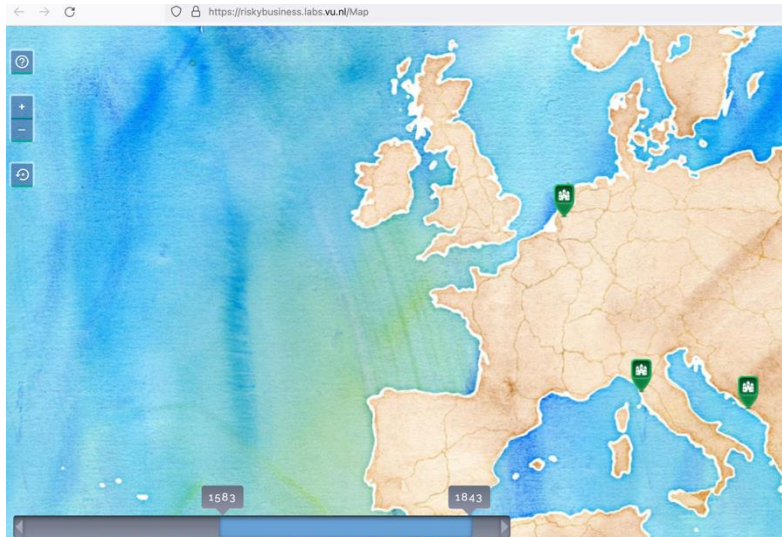
The Risky Business Database (RBDB) contains thousands of insurance contracts from the 14th until the 19th century. Because we work with a great variety of sources, in different languages and from different periods, we have chosen to include an insurance transaction if we have the following information: date, port of departure, port of arrival and the premium rate. This means that for all the contracts in the database, these data will always be available. Other information, like the name of the insured, of the underwriter or the insured objects is optional and therefore not always available.

How to start?

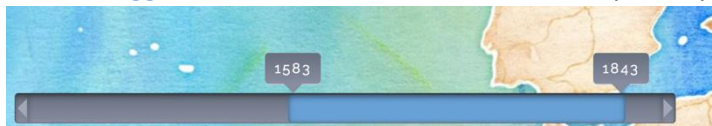
- A good way to get an impression is to view the short video on our website (<https://riskybusiness.labs.vu.nl/>)
- You can always have a look at the FAQs if you have other questions (<https://riskybusiness.labs.vu.nl/quickstart/FAQ.pdf>)
- Go to 'Interactive Map' in the Top Menu at the website (<https://riskybusiness.labs.vu.nl/Map>)
The interactive map will open in a new tab.
You will be asked to agree to the [Disclaimer](#) (or click on 'I want to know more')



- The map will show, for the selected period, the **markets** that are included in the database.




- Use the **toggle bar** at the bottom left, to select the period you are interested in.



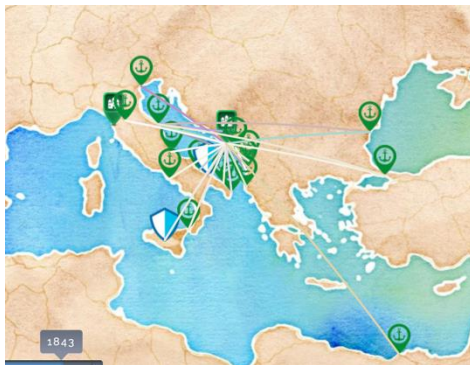
- Alternatively, go to a [market](#) and use your right mouse button to open a new menu with info/routes/ports/documents



Info: will display some basic information regarding the relevant market and suggested literature. Close this window with the X in the top right corner

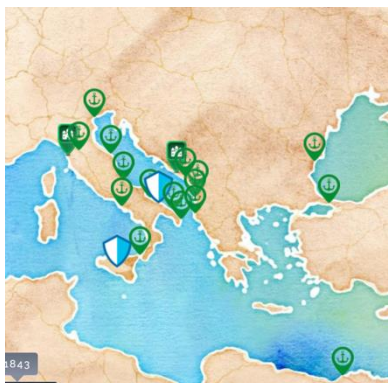


Routes: will show all the routes for which this market offered insurances.



	For more information how to use the map
	Zoom in/out
	Reset the map

Ports: will display all the ports included in the transactions from this particular market.



Represents an insurance market (for example, Venice, Rotterdam)



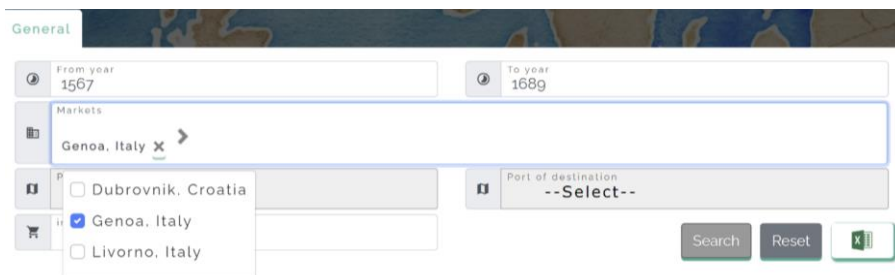
Represents a specific port (for example Livorno, Riga)



Represents a region (for example 'the coast of Holland' or 'North America')

Documents: this option will take you to the search option of the database.

- Select the **relevant period** (use the arrows or just type in the years)



- Select the **market**
- Click 'Search'

You will see a table with the relevant insurance transactions that meet your criteria. There will be a link to the original source or to a scan of the original source.

General

From year: 1567 To year: 1689

Markets: Dubrovnik, Croatia

Port of departure: --Select-- Port of destination: --Select--

insured Object: [empty]

Search Reset [Excel icon]

Drag a column and drop it here to group by that column

Date	From	To	Merchant	Ship	Shipmaster	Amount	Rate
1583-July...	Lezhë	Anco...				-1	4 ...
1583-Sept...	Neretva riv...	Anco...				-1	3.5 ...
1583-July...	Dubrovnik	Veni...				-1	2.5 ...
1583-Sept...	Dubrovnik	Veni...				-1	2.25 ...
1583-Sept...	Dubrovnik	Veni...				-1	2.25 ...
1583-Sept...	Dubrovnik	Veni...				-1	2.25 ...
1583-Sept...	Dubrovnik	Veni...				-1	2.25 ...
1583-Nove...	Dubrovnik	Veni...				-1	2.5 ...
1583-Nove...	Venice	Dubr...				-1	2.5 ...
1583-Nove...	Dubrovnik	Veni...				-1	2.25 ...
1583-Nove...	Venice	Dubr...				-1	2.25 ...

Use the little arrow at the left side of a row to access a link or a scan to the original source.

General

From year: 1567 To year: 1689


Markets: Dubrovnik, Croatia

Port of departure: --Select-- Port of destination: --Select--

insured Object: [empty]

Search Reset [Excel icon]

Drag a column and drop it here to group by that column

Date	From	To	Merchant	Ship	Shipmaster	Amount	Rate
1583-July...	Lezhë	Anco...				-1	4 ...
<div style="border: 1px solid gray; padding: 5px;"> <p>Scan: </p> <p>Internal Code: undefined Buyer:</p> <p>Data Source: DSGC02 Underwriters:</p> <p>Researcher: Ceccarelli, Giovanni Insured Objects:</p> <p>Broker:</p> </div>							
1583-Sept...	Neretva riv...	Anco...				-1	3.5 ...
1583-July...	Dubrovnik	Veni...				-1	2.5 ...
1583-Sept...	Dubrovnik	Veni...				-1	2.25 ...
1583-Sept...	Dubrovnik	Veni...				-1	2.25 ...

Enlarge the scan by clicking on it.

Finally, it is possible to further refine the search by adding a specific 'insured object':

General

From year: 1567 To year: 1689

Markets: Genoa, Italy

Port of departure: --Select-- Port of destination: --Select--

insured Object: esclavos

Search Reset [Excel icon]

Drag a column and drop it here to group by that column

Date	From	To	Merchant	Ship	Shipmaster	Amount	Rate
1570-March...	Genoa	Pale...				120	2.75 ...